
4 Miami Key
PO Box 2004
Broadbeach
Queensland 4218 AUSTRALIA

Ph: 61+ 07 5554 7111
Fax: 61+ 07 5554 7100
Email: info@iconenergy.com
Web: www.iconenergy.com

30 April 2013

Company Announcements Office
Australian Securities Exchange Limited
20 Bridge Street
Sydney NSW 2000

Lodgement of Quarterly Report

Please find attached copy of Icon Energy Ltd's Quarterly Report and Appendix 5B for the quarter ended 31 March 2013.



Ross Mallett
Company Secretary

Icon Energy Limited
Telephone: (+617) 5554 7111
Facsimile: (+617) 5554 7100
Email: info@iconenergy.com or visit www.iconenergy.com

Appendix 5B

Mining exploration entity quarterly report

Introduced 1/7/96. Origin: Appendix 8. Amended 1/7/97, 1/7/98, 30/9/2001, 01/06/10.

Name of entity

Icon Energy Limited

ABN

61 058 454 569

Quarter ended ("current quarter")

31 March 2013

Consolidated statement of cash flows

Cash flows related to operating activities	Current quarter \$A'000	Year to date (9 months) \$A'000
1.1 Receipts from product sales and related debtors		
1.2 Payments for (a) exploration & evaluation (b) development (c) production (d) administration	(113) (1,312)	(2,550) (4,915)
1.3 Dividends received		
1.4 Interest and other items of a similar nature received	90	3,289
1.5 Interest and other costs of finance paid	(41)	(41)
1.6 Income taxes paid		
1.7 Other (provide details if material)		
Net Operating Cash Flows	(1,376)	(4,217)
Cash flows related to investing activities		
1.8 Payment for purchases of: (a) prospects (b) equity investments (c) other fixed assets	 26	 16
1.9 Proceeds from sale of: (a) prospects (b) equity investments (c) other fixed assets	0	540
1.10 Loans to other entities		
1.11 Loans repaid by other entities		
1.12 Other (provide details if material)		
Net investing cash flows	26	556
1.13 Total operating and investing cash flows (carried forward)	(1,350)	(3,661)

+ See chapter 19 for defined terms.

Appendix 5B
Mining exploration entity quarterly report

1.13	Total operating and investing cash flows (brought forward)	(1,350)	(3,661)
	Cash flows related to financing activities		
1.14	Proceeds from issues of shares, options, etc.	0	14,100
1.15	Proceeds from sale of forfeited shares		
1.16	Proceeds from borrowings		
1.17	Repayment of borrowings	(31)	(78)
1.18	Dividends paid		
1.19	Other (provide details if material)		
	Net financing cash flows	(31)	14,022
	Net increase (decrease) in cash held	(1,381)	10,361
1.20	Cash at beginning of quarter/year to date	21,153	9,411
1.21	Exchange rate adjustments to item 1.20		
1.22	Cash at end of quarter	19,772	19,772

Payments to directors of the entity and associates of the directors

Payments to related entities of the entity and associates of the related entities

		Current quarter \$A'000
1.23	Aggregate amount of payments to the parties included in item 1.2	354
1.24	Aggregate amount of loans to the parties included in item 1.10	Nil

1.25 Explanation necessary for an understanding of the transactions

N/A

Non-cash financing and investing activities

2.1 Details of financing and investing transactions which have had a material effect on consolidated assets and liabilities but did not involve cash flows

N/A

2.2 Details of outlays made by other entities to establish or increase their share in projects in which the reporting entity has an interest

N/A

Financing facilities available

Add notes as necessary for an understanding of the position.

+ See chapter 19 for defined terms.

Appendix 5B
Mining exploration entity quarterly report

	Amount available \$A'000	Amount used \$A'000
3.1 Loan facilities	0	3,400
3.2 Credit standby arrangements	264	36

Estimated cash outflows for next quarter

	\$A'000
4.1 Exploration and evaluation	7,761
4.2 Development	Nil
4.3 Production	Nil
4.4 Administration	1,300
Total	9,061

Reconciliation of cash

Reconciliation of cash at the end of the quarter (as shown in the consolidated statement of cash flows) to the related items in the accounts is as follows.

	Current quarter \$A'000	Previous quarter \$A'000
5.1 Cash on hand and at bank	12,772	14,153
5.2 Deposits at call	Nil	Nil
5.3 Bank overdraft	Nil	Nil
5.4 Other – bank term deposits	7,000	7,000
Total: cash at end of quarter (item 1.22)	19,772	21,153

Changes in interests in mining tenements

	Tenement reference	Nature of interest (note (2))	Interest at beginning of quarter	Interest at end of quarter
6.1	Interests in mining tenements relinquished, reduced or lapsed			
6.2	Interests in mining tenements acquired or increased			

+ See chapter 19 for defined terms.

Appendix 5B
Mining exploration entity quarterly report

Issued and quoted securities at end of current quarter

Description includes rate of interest and any redemption or conversion rights together with prices and dates.

	Total number	Number quoted	Issue price per security (see note 3) (cents)	Amount paid up per security (see note 3) (cents)
7.1 Preference securities <i>(description)</i>				
7.2 Changes during quarter (a) Increases through issues (b) Decreases through returns of capital, buy-backs, redemptions				
7.3 +Ordinary securities	533,391,210	533,391,210		
7.4 Changes during quarter (a) Increases through issues (b) Decreases through returns of capital, buy-backs				
7.5 +Convertible debt securities <i>(description)</i>				
7.6 Changes during quarter (a) Increases through issues (b) Decreases through securities matured, converted				
7.7 Options <i>(description and conversion factor)</i>			<i>Exercise price</i>	<i>Expiry date</i>
7.8 Issued during quarter				
7.9 Exercised during quarter				
7.10 Expired during quarter				
7.11 Debentures <i>(totals only)</i>				
7.12 Unsecured notes <i>(totals only)</i>				

+ See chapter 19 for defined terms.

Compliance statement

- 1 This statement has been prepared under accounting policies which comply with accounting standards as defined in the Corporations Act or other standards acceptable to ASX (see note 4).
- 2 This statement does give a true and fair view of the matters disclosed.

Sign here:


.....
(Executive Director / CFO)

Date: 08 April 2013

Print name: Dr Kevin Jih

Notes

- 1 The quarterly report provides a basis for informing the market how the entity's activities have been financed for the past quarter and the effect on its cash position. An entity wanting to disclose additional information is encouraged to do so, in a note or notes attached to this report.
- 2 The "Nature of interest" (items 6.1 and 6.2) includes options in respect of interests in mining tenements acquired, exercised or lapsed during the reporting period. If the entity is involved in a joint venture agreement and there are conditions precedent which will change its percentage interest in a mining tenement, it should disclose the change of percentage interest and conditions precedent in the list required for items 6.1 and 6.2.
- 3 **Issued and quoted securities** The issue price and amount paid up is not required in items 7.1 and 7.3 for fully paid securities.
- 4 The definitions in, and provisions of, *AASB 1022: Accounting for Extractive Industries* and *AASB 1026: Statement of Cash Flows* apply to this report.
- 5 **Accounting Standards** ASX will accept, for example, the use of International Accounting Standards for foreign entities. If the standards used do not address a topic, the Australian standard on that topic (if any) must be complied with.

== == == == ==

QUARTERLY REPORT ICON ENERGY LIMITED

Period Ending 31 March 2013



Halifax-1 well ATP 855 Cooper Basin Queensland

ICON ENERGY LIMITED

ABN 61 058 454 569

DIRECTORS

Stephen Barry (Chairman)
Raymond James (Managing Director)
Dr Kevin Jih (Executive Director and CFO)
Derek Murphy (Non-Executive Director)
Dr Keith Hillless AM (Non-Executive Director)
Howard Lu (Non-Executive Director)

REGISTERED OFFICE

4 Miami Key
Broadbeach
Gold Coast Queensland 4218
PO Box 2004
Broadbeach Queensland 4218

Telephone: +61 7 5554 7111

Fax: +61 7 5554 7100

Email: info@iconenergy.com

Website: www.iconenergy.com



Corporate

- On 15 March 2013, S&P Dow Jones Indices added Icon Energy Limited to the All Ordinaries Index following the March 2013 Quarterly rebalance of S&P/ASX Indices.
- On 25 February 2013, Chevron Australia farmed into Beach Energy Limited's (**Beach**) equity in PEL 218 and ATP 855. Icon Energy Limited (**Icon** or **Company**) will retain its 40% interest in ATP 855 and has been granted a Put Option by Beach Energy, exercisable by Icon up to 30 June 2013, where Icon can require Beach to acquire a 4.9% interest in ATP 855 from Icon for a payment of US\$18 million.

Operations

- The Joint Venture (Beach Energy operator) plans to commence drilling the next well, **Hervey-1** in early May and site preparation is currently underway. In addition **Keppel-1** is planned to be drilled using the Ensign 965 rig once it has been released from operations in PEL 218¹.
- These wells are located to prove the extent of the deep tight basin centred gas play in the Queensland side of the Nappamerri Trough and further underpin our exploration program in ATP855P.
- The Halifax-1 well had a gas flow rate of 4.2 MMscf/d, however, due to a faulty temperature gauge, this rate resulted in the maximum recommended temperature for the wellhead being exceeded. The faulty temperature gauge was discovered prior to shut-in of the well due to rain, at which point the well was flowing at 3.5 MMscf/d. After the well was re-opened, it flowed briefly at 4.5 MMscf/d, with the well immediately choked back to 2.0 MMscf/d to maintain temperatures within desired operating conditions, at which level it remained for the majority of March.
- Currently the gas flow rate is 1.5 MMscfd and the well is flowing back 180 barrels per day of stimulation fluid which is declining. The choke is currently fully opened.
- The Company and joint venture partner Goondi Energy (**Goondi**), have completed their review of the findings from the AWT International (**AWT**) Feasibility Study conducted in ATP 626P in the Surat Basin Queensland and are considering options for future exploration on the tenement. The objective of the AWT Study was to undertake a review of the gas potential of ATP 626P and included a review of both unconventional (coal seam and shale) and conventional gas.

¹ Beach Energy 100%

**Chevron Australia Farmin to ATP 855**

The Company welcomed the announcement on Monday 25 February 2013 by Beach Energy Ltd in relation to the farm-out of part of Beach Energy's equity in the PEL 218 and ATP 855 permits to Chevron Australia.

Under the farm-out Beach will assign 60% of its interest in PEL 218 and ATP 855 to Chevron Australia. Icon Energy will retain its 40% interest in ATP 855. Icon Energy has consented to and waived its pre-emptive rights in relation to each stage of the farm-out transaction. In addition to this, Icon Energy has been granted a Put Option by Beach, exercisable by Icon Energy up to 30 June 2013, where Icon Energy can require Beach to acquire a 4.9% interest in ATP 855 from Icon Energy on payment by Beach of US\$18 million.

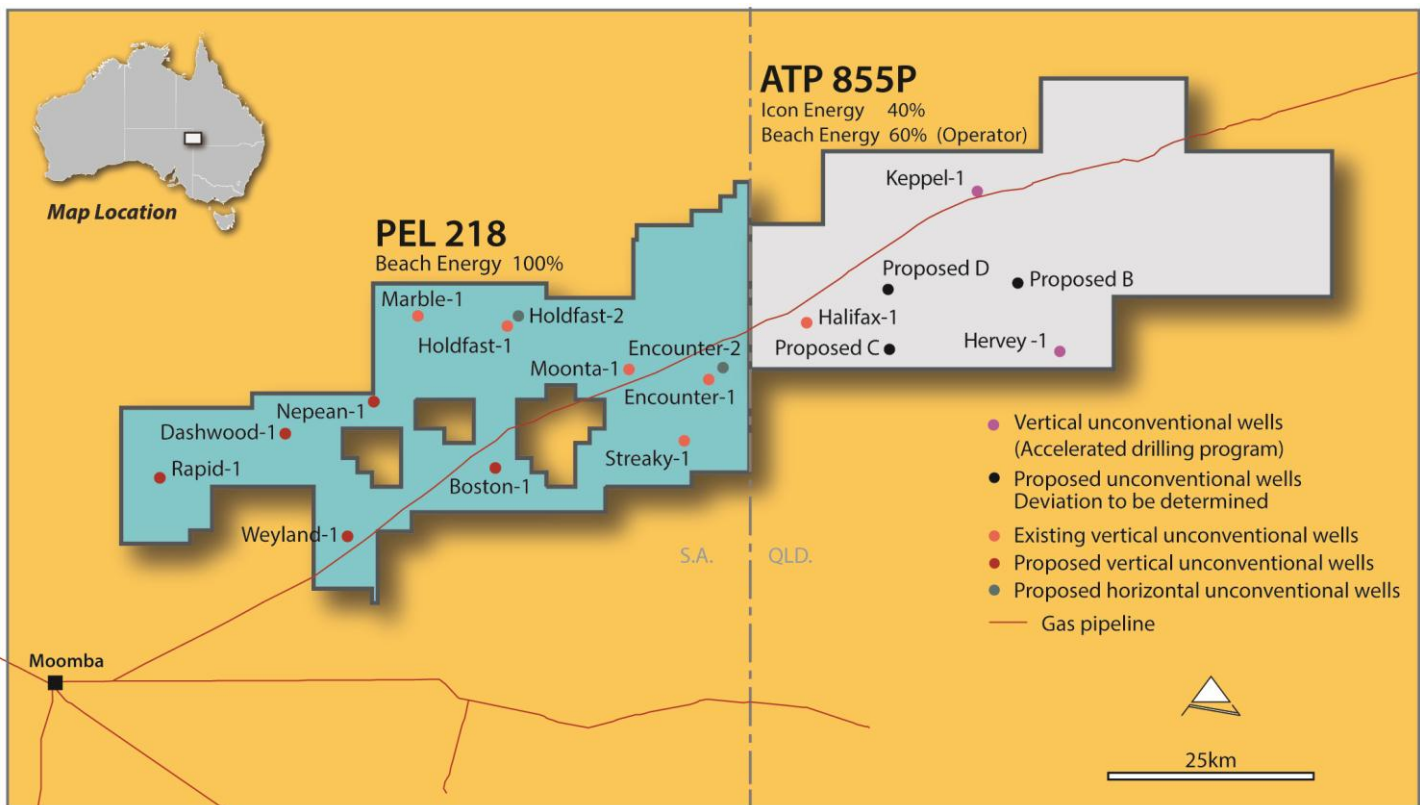
Financial Position

The gross cash balance at the end of the March 2013 quarter was \$19.77 million.
At 31 March 2013 Icon Energy had 533,391,210 shares on issue and 7,898 current shareholders.

Queensland – Petroleum Exploration – Cooper Basin – ATP 855

The accelerated exploration program in ATP 855 includes the drilling of 7 wells, hydraulic stimulation and flow testing of a number of these wells over the next 20 months and this activity will more than meet the tenement work commitment.

All these activities further de-risk unconventional shale gas exploration in ATP 855 and across the Cooper Basin.



- ✓ Hervey-1 to spud in early May
- ✓ Keppel-1 to spud in June

Halifax-1

- Halifax-1 is the first well drilled as an exploration well in the 400,000 acre ATP 855 tenement and the gas flowing from Halifax-1 represents proof of concept for a continuation of the deep tight basin centered gas play in the Queensland side of the Nappamerri Trough and the Joint Venture is now focussed on the accelerated drilling program.
- Currently the gas flow rate is 1.5 MMscf/d and the well is flowing back 180 barrels per day of stimulation fluid which is declining. The choke is currently fully opened.

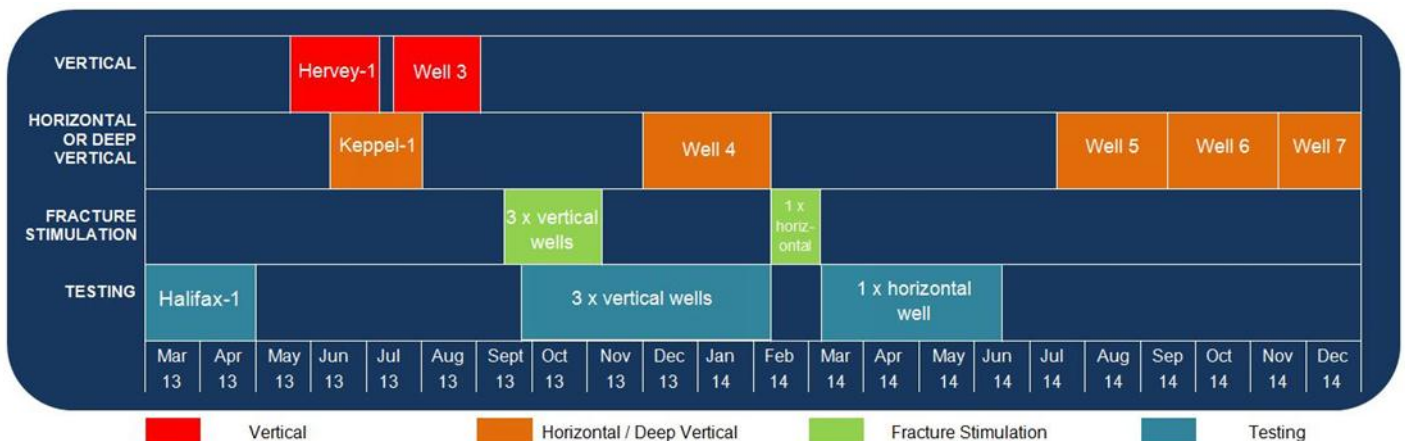


Hervey 1

- The Hervey-1 well is located on the southern edge of ATP 855 and is located to extend proof of the deep tight basin centered gas play.
- The well location pad is currently being prepared for the commencement of drilling.
- The vertical well will be drilled to an approximate total depth of 4,266 metres using the Ensign 916 rig.
- The well is expected to commence drilling in early May 2013.

Keppel 1

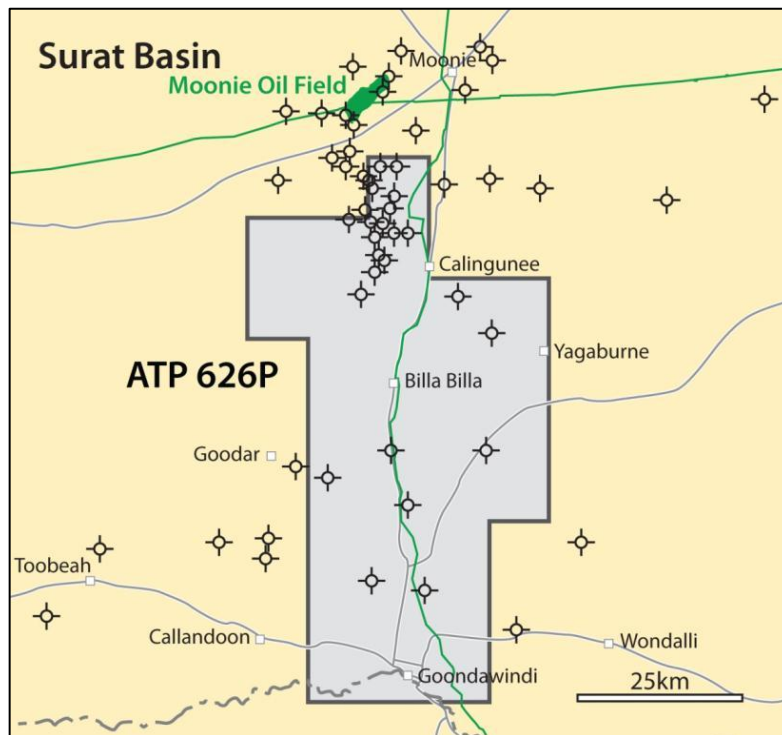
- Keppel-1 is located to the north of the tenement and is located to extend proof of the deep tight basin centered gas play. Keppel-1 is expected to be drilled concurrently with Hervey-1.
- The vertical well will be located in the deepest section of the trough and will have an approximate total depth of 4,890 metres.
- The well is planned to be drilled using the Ensign 965 rig once it has been released from operations in PEL 218 (Beach 100%).



Queensland – Surat Basin - Petroleum Exploration – ATP 626P

The Company and joint venture partner Goondi Energy (**Goondi**), have completed their review of the AWT International (**AWT**) Feasibility Study and are now considering the most appropriate future development for ATP 626P in the Surat Basin Queensland.

The Feasibility Study reviewed the gas potential of ATP 626P, encompassing a review of both the unconventional (coal seam and shale) and conventional gas potential.



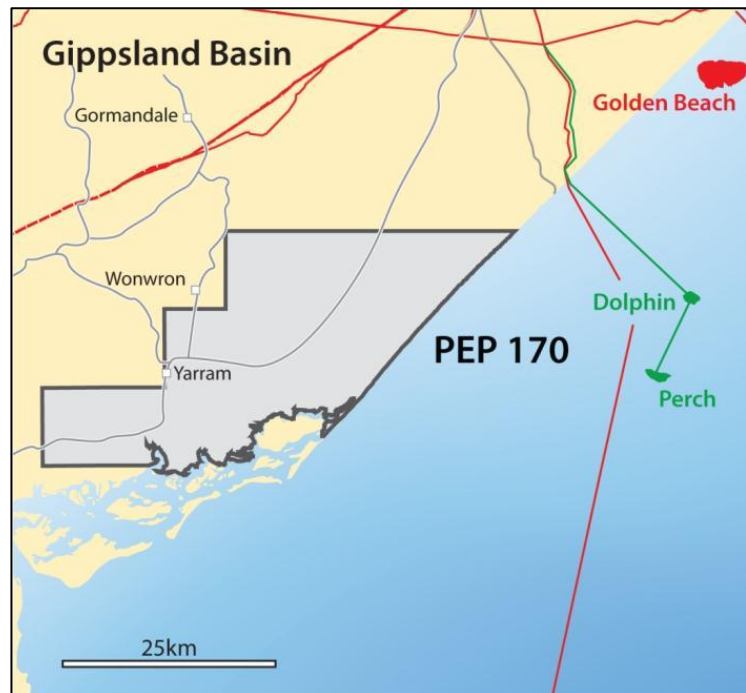
ATP 626P in the Surat Basin, Queensland

Victoria – Petroleum Exploration – PEP 170

The suspension on the use of hydraulic fracturing in coal seam and conventional gas exploration projects in Victoria by the Victorian Government continued during the quarter. It is not envisaged that the suspension will be lifted until guidelines for a national harmonized framework have been agreed upon. The Company has deferred its exploration program in Victoria until the suspension is lifted.

Drilling Exploration

Icon Energy initially proposes to drill two conventional onshore gas wells named Tiger West-1 and Dragon-1 in PEP 170. Total drilling depth is expected to be approximately 2,200 metres for each well primarily targeting the Strzelecki Formation. The well sites are located on freehold properties.



PEP 170 in the Gippsland Basin, Victoria

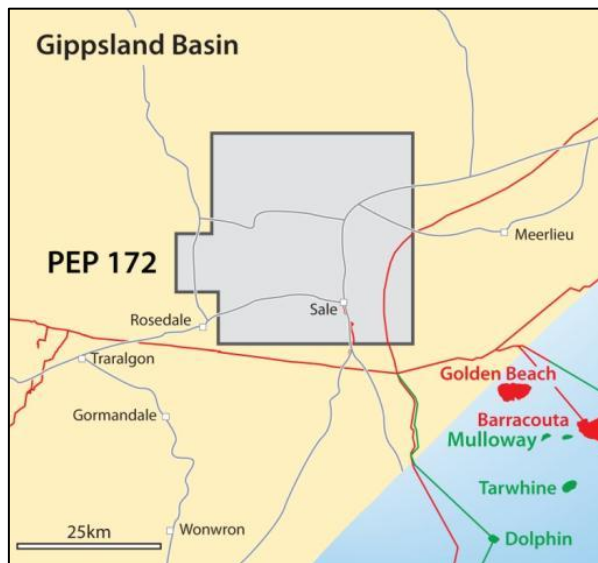
Seismic Acquisition

The planned Murray Seismic Program consists of 46 lines totaling approximately 400 km across PEP 170. The seismic lines are predominantly on major roads, however, a minority of the lines, totaling approximately 27kms will cross freehold land.

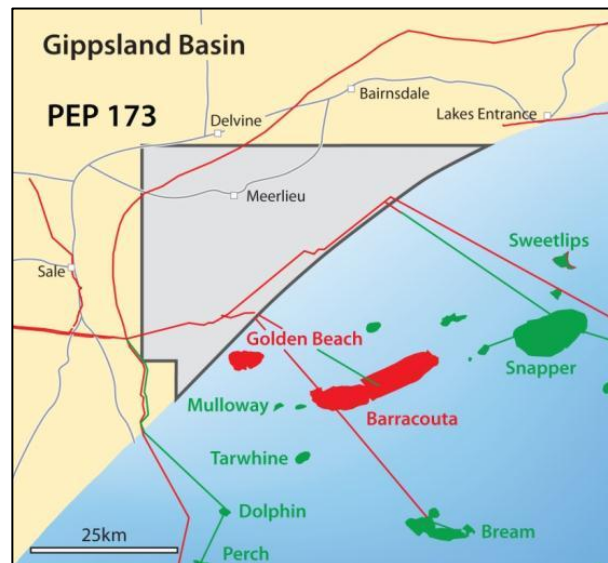
Icon Energy has submitted Seismic Operations and Environmental Management Plans for approval by the DPI.

PEP 170 will not require the conclusion of an Indigenous Land Use Agreement (*ILUA*) prior to the commencement of the drilling program or the Murray Seismic Survey as work will be conducted on road reserves and freehold land.

Victoria – Petroleum Exploration – PEP 172 & PEP 173



PEP 172 in the Gippsland Basin, Victoria



PEP 173 in the Gippsland Basin, Victoria

In late 2011, the Victorian DPI offered to grant Icon Energy PEP 172 and PEP 173 subject to the negotiation of an Indigenous Land Use Agreement with the traditional owners, the Gunaikurnai People.

Icon Energy continues to engage with the Gunaikurnai People, through Native Title Services Victoria, to negotiate the completion of an ILUA covering the Company's three tenements in the Gippsland region including PEP 170, PEP 172 and PEP 173. Discussions continued during the quarter.



Basin / Area	Permit / Area	Tenement Area (sqkm)	Permit Interest	Operator	Prospect Type
Cooper Eromanga Basin, Nappamerri Trough	PEL 218	1,602	33.33% Post-permian section only	Beach Energy	Coal Seam Gas
Eromanga Basin, Nappamerri Trough	EPG 49 *	200	100%	Icon Energy	Geothermal
Eromanga Basin, Nappamerri Trough	EPG 51 *	200	100%	Icon Energy	Geothermal
Cooper Basin	ATP 560 UEleven	307	50.5%	Icon Energy	Oil Gas
Eromanga Basin	ATP 549 West	3,681	33.33%	Drillsearch	Natural Gas Oil
Eromanga Basin	ATP 794 Brightspot Block Regleigh Block Springfield Block	5,315	75% 60% 60%	Icon Energy	Coal Seam Gas Shale Gas Oil
Eromanga Basin	ATP 594P	1,538	50%	Icon Energy	Natural Gas Coal Seam Gas Oil
Surat Basin	ATP 849P	3,854	80%	Icon Energy	Coal Seam Gas

No exploration activity occurred in these tenements during the quarter.

* In order to comply with the Legislation, an Environmental Application was submitted to the Department of Environment and Heritage Protection for the Geothermal permits EPG 49 and EPG 51 during the quarter.



For further information please contact:

Ross Mallett

Company Secretary

Icon Energy Limited

T: +617 5554 7111

E-mail: ross.mallett@iconenergy.com

Richard Holliday

Commercial Manager

Icon Energy Limited

T: +61(0) 438 105 460

E-mail: richard.holliday@iconenergy.com

Or visit the website www.iconenergy.com

About Icon Energy Limited (ASX:ICN), which listed on the ASX in 1993, is a gas and petroleum exploration Company with a portfolio of prime acreage in the Surat, Cooper, Eromanga and Gippsland Basins in Australia.

The Company's exploration strategy focuses on building significant and responsible operations with strategic partners to satisfy energy needs of Australian and overseas based consumers.